



Course Outline

System Admin.

Installation and Administration of IBM WebSphere Portal 8 on Linux

COURSE CODE	WPL93PH
PRODUCT	Websphere
RELEASE	8
DELIVERY METHOD	Instructor led
DURATION	5 days
FEE	PhP 186,150.00 plus VAT


SUMMARY DESCRIPTION


This instructor-led course is designed for system administrators who want to acquire or update their WebSphere Portal administration skills. Through hands-on application of installing, configuring and managing WebSphere Portal, system administrators will learn basic through advanced concepts of WebSphere Portal administration management. In the first half of the course, you practice common day-to-day administration tasks on IBM WebSphere Portal Server 8.0, including portlet installation, security configuration, and WebSphere Portal site management. In the second half of the course, the focus shifts to installation and configuration of WebSphere Portal V8.0. Configuration includes the database used by WebSphere Portal, federated user registries, and clustering for scalability and fault tolerance.


TOPICS

- Deploying portlets
- Portal security management
- Wikis and blogs
- Tagging and rating
- Personalization attribute-based administration
- Virtual portlets and realms
- Feed syndication
- Portal search
- Other miscellaneous administrative portlets
- Usage/site analytics
- Theme architecture (branding)
- Installation using the NEW IBM Installation Manager
- Creating a cell
- Federating a portal node into a cell
- Configuration
- Portal security
- Troubleshooting
- XML access
- Production topologies
- Portal clusters
- Staging to production
- Production procedures

For Inquiries, Contact Us:

 (632) 637-1925 to 26

 (632) 634-1679

 info@interlink.com.ph



Course Outline

System Admin.

AUDIENCE

This in-depth intermediate-level course is beneficial for both experienced system administrators who are new to IBM® WebSphere® Portal and to WebSphere Portal system administrators (prior to WS Portal 6.1) who want to update their WebSphere Portal administration skills. In this course, system administrators new to WebSphere Portal Administration will learn the basic and advanced administration management of IBM WebSphere Portal, and to Portal concepts. In addition, WebSphere Portal system administrators who need to refresh their WebSphere Portal administration skills will quickly gain experience in installing, configuring, and managing WebSphere Portal in day-to-day operations.

PREREQUISITE

You should have:




- Understanding the WebSphere Application Server and JVM environments
- Experience with the WebSphere Application Server and JVM environments
- Database administration
- Security

SKILLS TAUGHT

You should be able to use the features, functions, and procedures of IBM WebSphere Portal 8.0 to:

- Add portlets to pages using the new drag and drop of the page builder
- Deploy a new portlet
- Manage access
- Set up a blog and a wiki
- Set up tagging and rating
- Create and apply visibility rules
- Work with syndication feeds
- Configure search
- Customize or brand the portal
- Deploy a custom theme
- Transfer the ready-to-use data from the Derby database to DB2 Universal Database
- Configure WebSphere Portal to use an IBM Tivoli Directory Server LDAP server
- Create a Network Deployment cell containing a single node cluster
- Select the best topology for your organization's needs
- Turn on logging and tracing
- Use XML Access to streamline management activities
- Back up and restore data
- Implement release management practices

For Inquiries, Contact Us:

 (632) 637-1925 to 26
 (632) 634-1679
 info@interlink.com.ph