



System Admin.

Course Outline

Web Service Development for IBM WebSphere Application Server V7

COURSE CODE	WD506PH
PRODUCT	WebSphere
RELEASE	7
DELIVERY METHOD	Instructor led
DURATION	5 days
FEE	Php 186,150.00 plus VAT

SUMMARY DESCRIPTION

This 5-day instructor-led course teaches students how to develop, debug, test, and monitor Web services for Java Platform, Enterprise Edition version 5 (Java EE 5) using IBM WebSphere Application Server V7.

Java EE 5 represents a significant evolution in the Java enterprise programming model by providing application developers with considerable improvements that enhance the development experience and, in turn, productivity. The Java API for XML-Based Web Services (JAX-WS) and Java Architecture for XML Binding (JAXB) specifications in Java EE 5 provide a simplified approach to Web service development. IBM WebSphere Application Server V7 provides a standards-compliant runtime environment for Java EE 5 Web services.

In this course, students learn about the role of Web services in service-oriented architectures (SOA) and the enterprise, in addition to the technologies that are typically used in Web services. Students start by learning about the components of Web Services Description Language (WSDL) documents and SOAP messages in Web services. Students then learn how to use IBM Rational Application Developer V7.5 to create Web services using the Web service wizards, how to debug and monitor Web services using the TCP/IP monitor, and how to configure policies for Web service management. The course also covers how to package and deploy Java EE 5 Web services to IBM WebSphere Application Server V7, how to work with attachments in Web services, and how to create asynchronous Web services.

In addition, this course teaches students about the qualities of service for Web services. For example, students learn how to use the Web Services Interoperability (WS-I) features to develop Web services that are interoperable with other platforms such as Microsoft .NET. Students also learn about Web service caching for performance optimization and the WebSphere Application Server Web service security model.

Throughout the course, students perform hands-on exercises that build their practical knowledge working with Rational Application Developer V7.5 and WebSphere Application Server V7 to build, deploy, debug, and monitor Web services. Skills covered in the exercises include generating Web services from existing JavaBeans, creating and managing Web service clients, implementing security, and enhancing performance through caching. These hands-on exercises enable students to use a powerful, integrated Web service development environment within Rational Application Developer V7.5 so they can build enterprise-strength service-oriented architectures within the enterprise.

For Inquiries, Contact Us:

☎ (632) 637-1925 to 26
 📠 (632) 634-1679
 📧 info@interlink.com.ph



System Admin.

Course Outline

TOPICS

- Course introduction
- Introduction to Web services
- IBM WebSphere Application Server V7 Web services features
- Service creation scenario for enabling assets
- Core Web service specifications: SOAP and WSDL
- Developing Java EE 5 Web service applications
- Exercise: Creating a Web service from an existing JavaBean
- Developing JAX-WS clients for Web services
- Exercise: Creating a managed Web service client
- Exercise: Building and testing an unmanaged Web service client
- Designing a service interface using a WSDL document
- Exercise: Creating a WSDL document using IBM Rational Application Developer V7.5
- Exercise: Developing an EJB Web service starting from WSDL
- Creating data bindings between XML and Java data types
- Exercise: Examining the XML schema to JAXB data type mapping
- Sending and receiving binary attachments using MTOM
- Exercise: Sending and receiving binary attachments using MTOM
- Extending message processing capabilities with JAX-WS message handlers
- Exercise: Intercepting and inspecting messages using message handlers
- Creating asynchronous Web services and Web service clients
- Exercise: Creating asynchronous Web services and Web service clients
- Using SOAP over JMS as a transport for Web services
- Exercise: Creating Web services for SOAP over JMS
- Introduction to the enterprise service bus pattern
- Defining policy sets and quality of service
- Securing Web service applications
- Exercise: Securing the Web service application
- Validating Web service compliance with the WS-I Basic Profile
- Exercise: Demonstrating Web service interoperability
- Organizing Web services using a service registry
- Employing Web services caching in WebSphere Application Server V7
- Exercise: Enhancing Web service performance through server-side caching
- Recommended practices for Web services on WebSphere Application Server V7
- Course summary

AUDIENCE

This intermediate course is designed for application developers who will implement Java EE 5 Web services and Web service clients.


PREREQUISITE


Before taking this course, students should have practical knowledge of the Java EE 5 programming model. A general understanding of service-oriented architecture and Extensible Markup Language (XML) technologies is also highly recommended.


SKILLS TAUGHT

- Build JEE Web services based on the JAX-WS programming model
- Develop Web services using the IBM Rational Application Developer for WebSphere Software V7.5 integrated development environment
- Generate Web service and Web service client artifacts using their respective wizards
- Debug and monitor Web services using the TCP/IP monitor
- Configure and develop message handlers
- Configure policy sets to secure Web service deployments
- Validate Web services against the WS-I Basic Profile to ensure interoperability with other Web service runtime environments

For Inquiries, Contact Us:

 (632) 637-1925 to 26

 (632) 634-1679

 info@interlink.com.ph