



Course Outline

System Admin.

IBM WebSphere Application Server V8 Administration on AIX

COURSE CODE	WA180PH
PRODUCT	WebSphere
RELEASE	8
DELIVERY METHOD	Instructor led
DURATION	5 days
FEE	Php 186,150.00 plus VAT

SUMMARY DESCRIPTION

This 5-day instructor-led course teaches you the skills needed to install and administer IBM WebSphere Application Server V8. As the latest release of WebSphere Application Server, Version 8 offers you enhanced support for standards, emerging technology, and a choice of development frameworks.

In this course, you learn how to install, configure, and maintain IBM WebSphere Application Server V8 base and Network Deployment (ND), and to deploy enterprise Java applications in a single machine or clustered configuration. In addition, you learn how to work with features new to WebSphere Application Server V8, such as IBM Installation Manager, WebSphere Customization Toolbox, administrative console extensions, security enhancements, and the centralized installation manager. Optional units cover topics such as centralized installation, auditing, and customizing Information Center content.

Throughout the course, hands-on exercises and demonstrations reinforce lecture content. You gain practical experience with WebSphere Application Server V8 by performing tasks such as installing and assembling applications, using properties file-based configuration, applying problem determination techniques, and working with fine-grained administrative security.

TOPICS

- Course introduction
- WebSphere product family overview
- WebSphere Application Server architecture - Stand-Alone
- WebSphere Application Server architecture - Federated
- WebSphere Application Server installation
- Web server installation
- Exercise: Installing IBM Installation Manager
- Exercise: Installing IBM HTTP Server
- Exercise: Installing WebSphere Application Server
- Exercise: WebSphere Application Server Information Center installation (optional)
- WebSphere Application Server administrative console
- Exercise: Exploring the administrative console
- Java EE 6 overview for administrators
- Introduction to the PlantsByWebSphere application
- Application assembly
- Application installation
- Demonstration: Assembling an application
- Exercise: Installing an application

For Inquiries, Contact Us:

☎ (632) 637-1925 to 26
 📠 (632) 634-1679
 📧 info@interlink.com.ph



Course Outline

System Admin.

TOPICS (continued)

- Monitored directory
- Exercise: Monitored directory - Drag and drop deployment
- Problem determination
- Exercise: Problem determination
- Introduction to wsadmin and scripting
- Exercise: Using wsadmin
- Federating a cell
- Exercise: Creating a federated cell
- Workload management
- Exercise: Clustering and workload management
- Introduction to WebSphere Messaging
- Exercise: Configuring the service integration bus
- Job Manager and Centralized Installation Manager
- Demonstration: Using the Job Manager
- WebSphere security
- Exercise: Configuring WebSphere security
- Exercise: Configuring application security
- Exercise: Configuring SSL for WebSphere
- Performance monitoring
- Exercise: Using the performance monitoring tools
- Course summary

AUDIENCE

This course is designed for administrators who install, configure, and manage web-based applications on WebSphere Application Server. Web administrators, lead application developers, and application architects can also benefit from this course.

PREREQUISITE




You should have:

- An understanding of basic Internet concepts
- Experience using a web browser
- Administrative skills for a web server, such as IBM HTTP Server or Apache
- Basic operational skills for the Windows XP Professional operating system

SKILLS TAUGHT

- Relate WebSphere Application Server to the WebSphere family of products
- Describe the features and standards in WebSphere Application Server V8
- Describe the architectural concepts related to WebSphere Application Server
- Install and configure WebSphere Application Server V8
- Explain the basic concepts of Java Platform, Enterprise Edition (Java EE) 6
- Assemble and install server-side Java enterprise applications
- Use WebSphere administrative tools to configure and manage enterprise applications
- Use the wsadmin scripting library
- Configure WebSphere Application Server security
- Deploy applications in clustered environments
- View performance information about server and application components
- Use problem determination tools and log files to troubleshoot problems
- Configure messaging with the service integration bus

For Inquiries, Contact Us:

 (632) 637-1925 to 26
 (632) 634-1679
 info@interlink.com.ph