



Application Devt. Course Outline

Fundamentals of IBM Lotus Domino 8 Application Development

COURSE CODE	D8510
PRODUCT	Notes/Domino
RELEASE	8.0
DELIVERY METHOD	Instructor led
DURATION	4 days
FEE	Php 148,920.00 plus VAT

SUMMARY DESCRIPTION

The course provides the information that developers need to know to successfully create and modify database applications in IBM Lotus Domino Designer 8. It provides an overview of the Lotus Domino 8 and Domino Designer 8 environments, introduces the elements and skills that are used in creating single-database Domino applications, describes how the formula language can be used to enhance the functionality of a Domino application, and explains how Domino applications can be secured.

TOPICS

Exploring Applications in Lotus Domino 8

- Identifying Application Types and Data Sources
- Examining the Lotus Domino Architecture
- Examining Lotus Domino Application Components
- Investigating Replication and Application Design Considerations
- Extending Lotus Domino Collaboration Capabilities

Exploring the Lotus Domino 8 Design Environment

- Exploring the Lotus Domino Designer User Interface
- Accessing Design Elements

Creating Databases

- Creating a New, Blank Database in Lotus Domino Designer
- Creating a Copy of an Existing Database
- Creating a Database from a Template
- Organizing the Lotus Domino Designer Environment

Creating Pages

- Exploring Page Content, Layout, and Navigation Basics
- Creating Pages
- Adding Text to Pages
- Using Tables to Lay Out Pages
- Adding Images to Pages

Creating Forms

- Creating Views
- Adding View Columns
- Organizing Documents
- Formatting Views

Introducing Formulas

- Identifying Programming Languages Supported by Lotus Domino
- Identifying Formula Components
- Identifying Event Triggers
- Working with @Functions
- Computing and Compare Values
- Exploring Formatting and Comments

For Inquiries, Contact Us:

☎ (632) 637-1925 to 26
 📠 (632) 634-1679
 📧 info@interlink.com.ph



Application Devt. Course Outline

TOPICS (Cont.)

Using Formulas in Forms

- Creating Window Titles
- Working with Computed Values
- Working with Field Values
- Working with Lists
- Prompting Users
- Creating Reusable Code
- Implementing Error Checking

Using Formulas in Views

- Creating Selection Formulas
- Concatenating Values in a View Column
- Displaying Icons In A View

Enhancing Forms

- Working with Layers
- Working with Subforms
- Creating Shared Fields
- Enabling Inheritance in Forms and Documents
- Creating Related Forms
- Enabling AutoSave
- Implementing Lotus Sametime Instant Messaging in Forms

Enhancing Views

- Defining Hierarchical Views
- Displaying Response Data in Views
- Implementing Shared Columns
- Enabling Lotus Sametime Instant Messaging in Views
- Creating Views for the Web

Working with Actions

- Creating Actions
- Creating Shared Actions
- Controlling the Display of Actions
- Creating Action Hotspots

Working with Agents

- Investigating Agents
- Creating Agents

Securing Applications

- Exploring Database Access
- Implementing Roles
- Using Readers and Authors Fields
- Controlling Access for Anonymous Users
- Deploying Applications




AUDIENCE

- The target audience for this course is application developers who are new to developing Domino applications and who need to acquire the fundamental skills to develop and modify single database applications in IBM Domino Designer 8.

PREREQUISITE

- Experience using the Lotus Notes client, Web browser or both to access applications.
- (Recommended) Experience developing one or more applications using other application development tools.

For Inquiries, Contact Us:

 (632) 637-1925 to 26
 (632) 634-1679
 info@interlink.com.ph






Application Devt.

Course Outline

SKILLS TAUGHT

- Exploring Applications in Lotus Domino 8
- Exploring the Lotus Domino 8 Design Environment
- Creating Databases
- Designing Pages
- Initiating Forms
- Creating Views
- Introducing Formulas
- Using Formulas in Forms
- Using Formulas in Views
- Developing Forms
- Enhancing Views
- Working with Actions
- Working with Agents
- Securing Applications

For Inquiries, Contact Us:

 (632) 637-1925 to 26
 (632) 634-1679
 info@interlink.com.ph